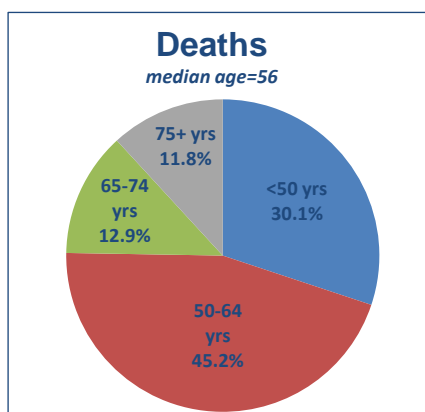
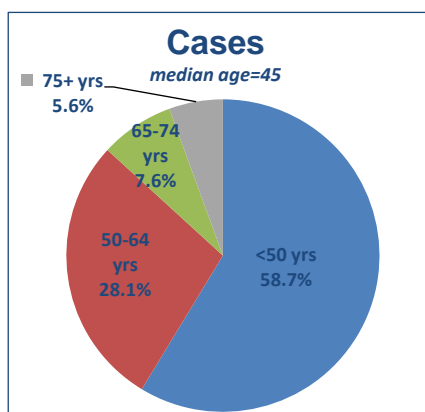


Key facts

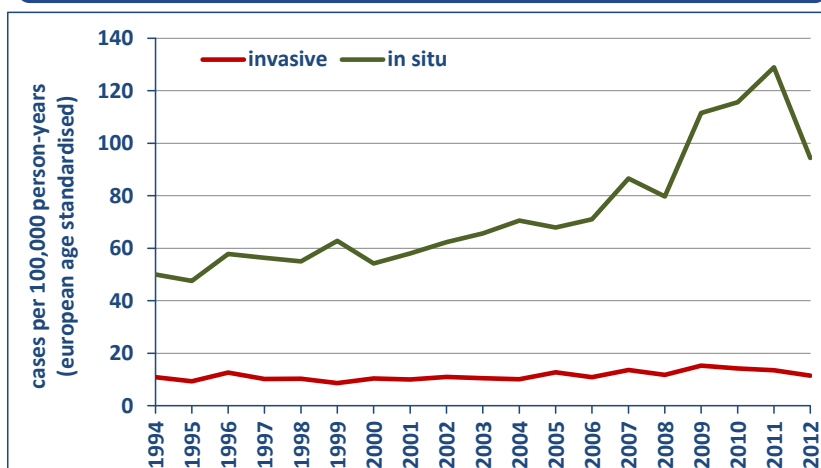
	Invasive	In Situ (CIN III)
Number of new cases per year	306	2,903
Incidence rate (cases per 100,000 per year)	13.0	113.0
Cumulative lifetime risk of diagnosis (to age 74)	1.0%	7.8%
Percentage of all invasive cancers	3.3	-
Ranking amongst most common cancers diagnosed*	8th	-
Number of deaths per year	93	-
Mortality rate (deaths per 100,000 per year)	4.0	-
Cumulative lifetime risk of death (to age 74)	0.3%	-
Percentage of all cancer deaths	2.3	-
Ranking amongst most common invasive cancer deaths	11th	-
Number of people with this cancer still alive in 2012	2,794	32,448
Number alive per 100,000	121	1,401

* invasive cancers only, excluding non-melanoma skin cancer

Age profile (invasive only)



Trends in incidence rate 1994-2012



Annual % change in incidence rates: Invasive 1.7%, In situ 4.9%

5 year net survival (invasive)

Years	Net Survival (age standardised)	95% confidence intervals
1994-1999	57.8%	(54.0 - 61.7%)
2000-2005	57.7%	(54.4 - 61.0%)
2006-2011	62.5%	(59.1 - 65.9%)
2008-2012*	62.3%	(58.9 - 65.8%)

* hybrid estimate